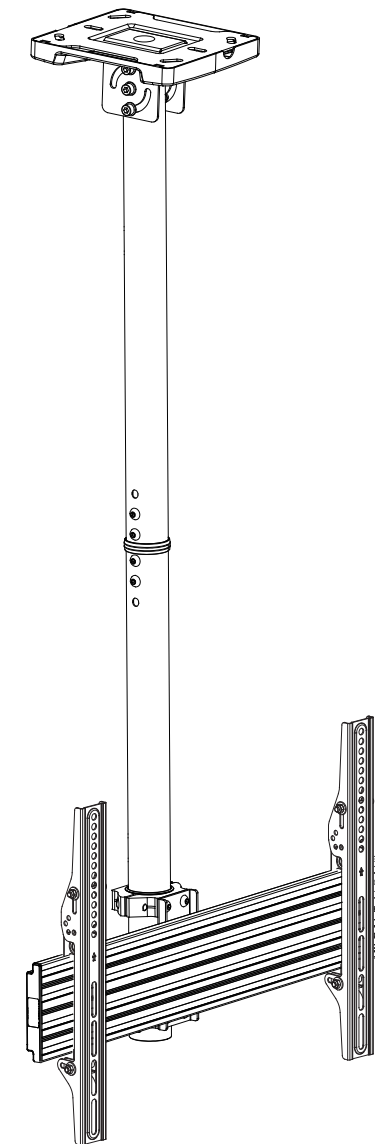


# INSTALLATION GUIDE

## SECM1TP

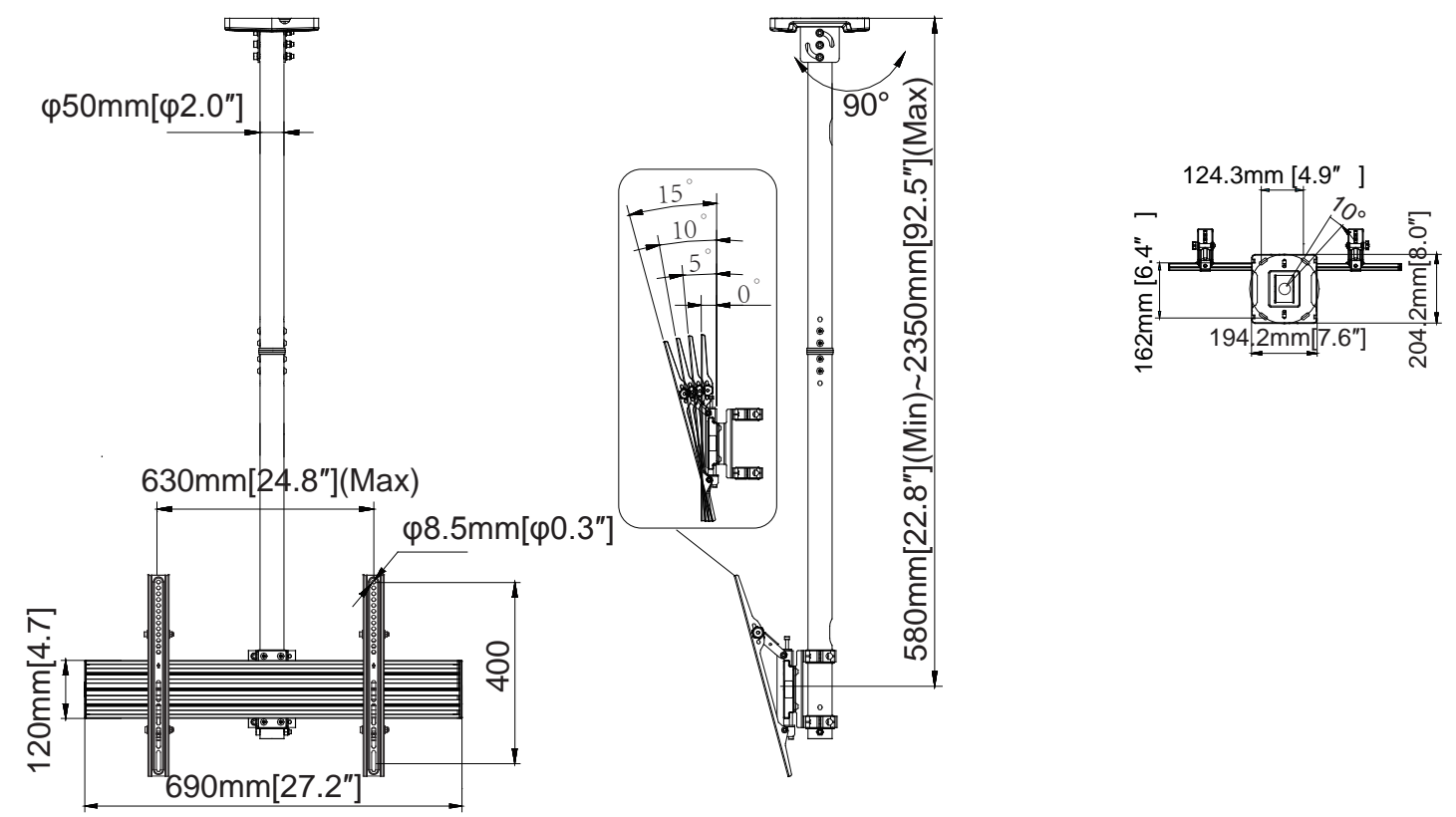
Support 32" to 75" Screen Size  
Max Load Capacity: 110lbs (50 kg) Per Screen  
**VESA 100x100mm / 600x400mm compatible**










### ⚠ WARNING

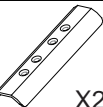


- Be sure to read this entire manual thoroughly and you fully understand all the instructions and warning before attempting to begin your installation.
- This product should only be installed by someone who has a basic knowledge of building construction, installations and fully understands these instructions.
- Always have someone assist you to lift and position your equipment.
- Tighten screws and bolts firmly, but do not over tighten. Over tightening can damage the items and greatly reduce their ability to hold. Please refer to suggested torque values where applicable in these instructions.








Dimensions








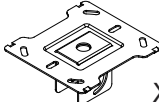
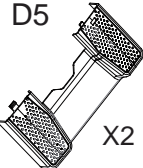
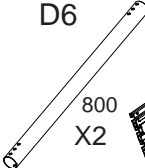
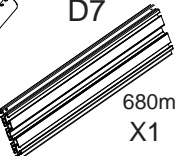
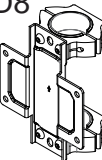





Parts list

A1	A2	A3	A4	A5	A6	A7					
M5X15	M6X15	M8X25	Ø16XØ6.2X1.5	M8X45	Ø16XØ8.2X1.5	Ø13XØ8.2X13					
											
X4	X4	X4	X4	X4	X4	X4					

X1		D1	D2	D3	X1
					
		X2	X8	X1	

C1	C2	C3	C4	C5		C6	X1
M8X70	Ø16XØ8.2X1.5	M8X60	M8	Lag bolt	Ø16XØ8.2X1.5	Anchor	
							
X3	X6	X1	X4	X6	X6	X6	

B1	B2	B3	B4	B5	X1
M8X10	Open-wrench	5mm	6mm	M8	
					
X4	X1	X1	X1	X4	

D4	D5	D6	D7	D8	D9	D10	D11	D12	
									
X1	X2	800 X2	680mm*1 X1	X1	400T X2	X2	M5 X2	X1	X2

Installation

