



• Standing Prize Wheel

Package Content



Wheel

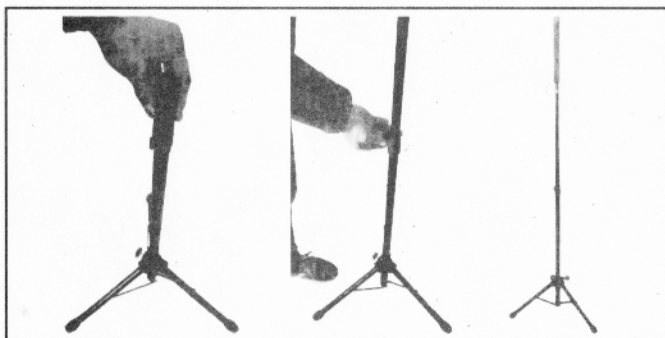


Base

Post

Assembly Instruction

STEP 1 Assembling the base



Open the part and elongate the inner pole, then locked.

STEP 2 Assembling the WHEEL

Remove the four small screws which are assembled on the **WHEEL** primarily at first. Afterwards, insert one screw into the back of the **WHEEL** and cover it with the plastic sleeve on the front. Repeat this step to assemble the rest holes.



STEP 3 Attaching the WHEEL to the BASE

The last step, attach the **WHEEL** to the base with screw and its matched washer and wing nut.



Your Standing Prize Wheel is now assembled and ready for use !

All product outward appearance, the color take the material object as, the pictures and instructions only supply the reference.